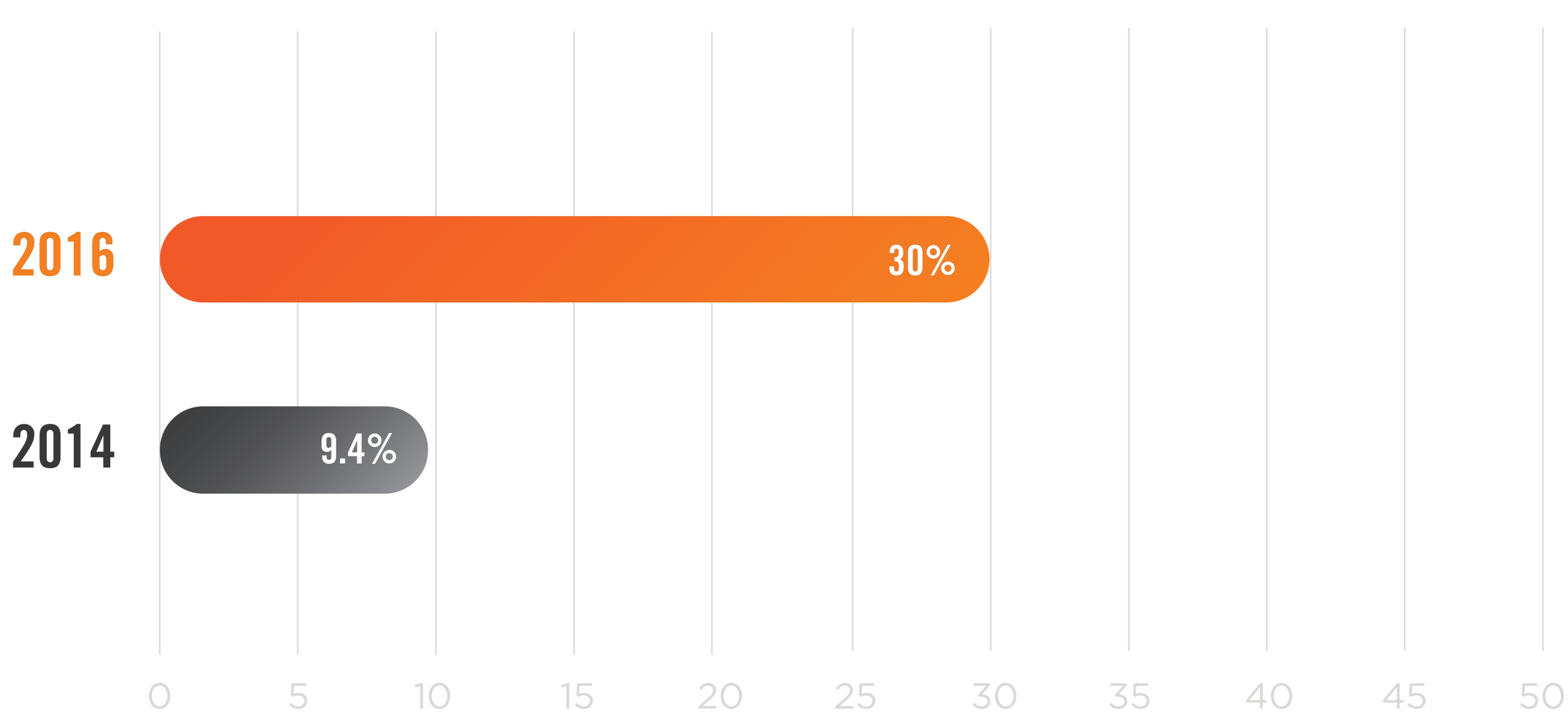


# WEB APP ATTACKS ARE THE #1 SOURCE OF BREACHES

## The Reality of Web App Security

Public-facing apps are the most involved attack vector in an organization's app portfolio when a breach occurs<sup>1</sup>, and they also make up the largest category of applications in the cloud<sup>2</sup>.



Web application attacks are the leading cause of breaches, more than tripling from **9%** to **30%** since 2014<sup>3</sup>

## WHY?

**OVER 7,700** Request for Comments (RFCs) that outline secure app development standards<sup>4</sup>

**300 - 500 days**

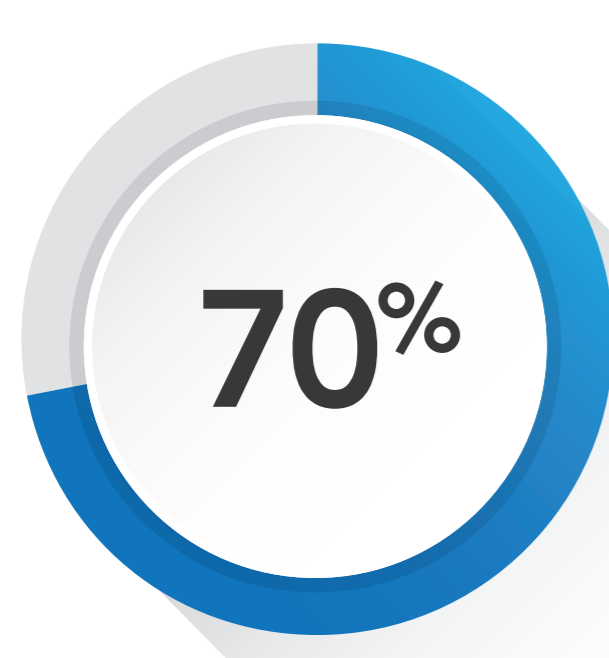
average age of critical and high risk vulnerabilities, respectively<sup>6</sup>

**Less than 5%**

of data center security budgets are spent on application security<sup>7</sup>



49% of web apps have at least one encapsulation security flaw<sup>5</sup>



70% of app developers admitted that business pressures to release app updates quickly often override security concerns<sup>8</sup>



46% of IT professionals said lack of skill is a challenge they face when implementing an application security program<sup>9</sup>

**ASK YOURSELF: HOW VULNERABLE IS YOUR ATTACK SURFACE?**


## REALITY CHECK

**ONLY 24%** of organizations have cutting edge or have mature application security in place<sup>9</sup>

## UNDERSTANDING THE BUSINESS RISK

**\$7M**

the average cost of a breach is up to \$7.01 million<sup>10</sup>



**41%** of IT professionals said the biggest impact of a security breach is disrupted business activities<sup>9</sup>

### Factors that increase the cost of a breach



Increase in lost business due to abnormal churn of existing customers



Increase in the cost to acquire new customers



Increase in the cost in the average size of a breach

### WHAT'S INVOLVED WHEN ADDRESSING A BREACH

- ✓ Investigation
- ✓ Remediation
- ✓ Legal
- ✓ Publicity
- ✓ Customer identity protection
- ✓ Regulatory



**ARE YOUR WEB APPLICATIONS SECURE IN THE CLOUD?**

Sources:  
 1. SANS 2016 State of Application Security Survey  
 2. 2016 Holgers Cloud Security Report Spotlight Survey  
 3. 2017 Verizon Data Breach Investigations Report  
 4. Internet Engineering Task Force, RFC Index  
 5. HPE Security Research: Cyber Risk Report 2016  
 6. Web Applications Statistics Report, WhiteHat Security 2016  
 7. 2016 Verizon Data Breach Investigations Report  
 8. The Impact of Security on Development: 2015 Survey Report, Prevoty  
 9. 2017 Cybersecurity Trends Spotlight Report  
 10. Ponemon Institute 2016 Cost of a Data Breach Study: United States